



America's Most Trusted Name in Portable Buildings



America's Most Trusted Name in Portable Buildings.

Derksen Portable Buildings has worked for over 20 years to become America's most trusted name in backyard storage solutions. Since 1995, Derksen has set the standard in the industry, innovating and producing top quality buildings at an affordable price. Constructed in the tradition of Mennonite Craftsmanship, each of our structures is handmade and built to last. When you buy a Derksen, you can have confidence we will be here for service after the sale.

Buy or Rent-to-Own. No Credit Check!

At Derksen, you have purchasing options. Derksen established our popular Rent-to-Own program as an alternative to expensive, inconvenient off-site storage units. When you Rent-to-Own your Derksen building, you get a low monthly rent payment and the peace of mind knowing you are building equity. There is no penalty for early payoff. At the end of your term, you own the building! Your building is conveniently and securely located on your own property.



5-Year Warranty on Materials & Workmanship

Derksen offers a 5-year limited warranty on materials and workmanship on our standard line of products, and a 3-year limited warranty on our Best Value line of products. We value our long-standing reputation for craftsmanship and quality. We will repair or replace any construction or material defect that does not fall within the reasonable expectation of an outside storage building. Our building materials, such as metal, shingles, treated lumber and siding, are covered by manufacturer's warranties.

There is no warranty on used buildings.

More Variety. More Options. More Choices.

Get the building you really want. Derksen Portable Buildings offers more choices when it comes to storage buildings, garages, playhouses and cabins. We are proud to offer more styles, options and exterior finishes than any other company in the business. From an 8x12 original Derksen Barn to a 16x50 Deluxe Lofted Barn Cabin, Derksen Portable Buildings offers everything you want and everything you need. **Quality. Service. Value. That's Derksen.**



Built in the Tradition of Mennonite Craftsmanship

- All treated lumber comes with a LIFETIME limited warranty on rot and fungal decay.
- All skids and floor framing are built with pressure treated lumber.
- 10' wide buildings and wider come standard with 2x6 floor joists. 8' wide buildings and all horizontal metal buildings come standard with 2x4 floor joists.
- 8' and 10' wide buildings are built on two (2) pressure treated notched skids. 12' buildings and wider are built on four (4) pressure treated notched skids.
- Siding choices to fit any budget. Choose from Treated T1-11, Painted or Urethane LP SmartSide®, 29 gauge Z-Metal (vertical) or 29 gauge Metal (horizontal).
- All 8' wide buildings come with a SINGLE shop-built door. All 10' and wider buildings come with double shop-built doors (excluding cabins and garages).
- Your choice of dimensional shingles or standard color metal roofing - SAME PRICE!
- Metal buildings (horizontal) have a size limit of 24' in length.
- 12' wide buildings and wider are measured eave to eave due to Department of Transportation hauling restrictions (excluding Texas).



The Original Derksen Barn



BARN RED WITH WHITE TRIM AND BLACK SHINGLES

Z-METAL NOT AVAILABLE

- The Derksen Barn comes with 48" high side walls and plenty of head room inside.
- 8' wide barns come with a single shop built door. 10 & 12' wide barns come with double shop built doors.



CEDAR URETHANE WITH ALMOND TRIM & LIGHT STONE METAL ROOF



ALAMO WHITE METAL SIDING WITH RUSTIC RED TRIM & RUSTIC RED METAL ROOF



HONEY GOLD TREATED SIDING WITH WEATHER WOOD SHINGLES



8' WIDE W/ SINGLE DOOR - HONEY GOLD TREATED SIDING WITH BLACK SHINGLES

Lofted Barn

TAUPE SIDING WITH WHITE TRIM AND ALAMO WHITE METAL ROOF

- The Lofted Barn comes standard with a loft in each end.
- 8' wide buildings come with a single shop built door. 10' and wider come standard with double shop built doors.



CHESTNUT URETHANE WITH ALAMO WHITE TRIM AND ROOF



BRITE RED METAL SIDING WITH ALAMO WHITE TRIM AND METAL ROOF



ALAMO WHITE METAL SIDING WITH LIGHT STONE ROOF AND TRIM



SEMINOLE CEDAR TREATED SIDING WITH ALAMO WHITE ROOF



8' WIDE WITH CEDAR URETHANE WITH CLAY TRIM AND TAUPE ROOF



Side Lofted Barn

- The Side Lofted Barn comes standard with a loft in each end.
- Comes standard with two 2x3 windows with screens.
- 8' wide buildings come with a single shop built door. 10' and wider come standard with double shop built doors.

COTTON SIDING WITH TRUFFLE TRIM AND BURNISHED SLATE ROOF



CHESTNUT URETHANE STAIN WITH ALMOND TRIM AND LIGHT STONE METAL ROOF



METAL SIDING WITH LIGHT STONE TRIM AND METAL ROOF



FERN GREEN METAL SIDING AND ROOF WITH LIGHT STONE TRIM



SEMINOLE CEDAR TREATED SIDING WITH BURNISHED SLATE METAL ROOF



8' WIDE W/ SINGLE DOOR - SEMINOLE CEDAR TREATED SIDING WITH LIGHT STONE METAL ROOF





Utility

- The Utility has plenty of head room, coming standard with roomy 8' walls (exterior measurement).
- 8' wide buildings come with a single shop built door. 10' and wider come standard with double shop built doors.
- Lofted Utility also available.



RUSTIC RED METAL SIDING WITH WHITE TRIM AND ROOF



CEDAR SIDING WITH ALMOND TRIM AND LIGHT STONE METAL ROOF



ASH GRAY METAL WITH CHARCOAL TRIM AND ROOF



SEMINOLE CEDAR TREATED SIDING WITH GALVALUME ROOF



BROWN SIDING WITH WHITE TRIM AND ALAMO WHITE METAL ROOF



8' WIDE W/ SINGLE DOOR - SEMINOLE TREATED SIDING WITH WHITE METAL ROOF

TAUPE SIDING WITH ALMOND TRIM AND LIGHT STONE METAL ROOF



Side Utility

- The Side Utility comes standard with 8' walls (exterior measurement).
- 8' wide buildings come with a single shop built door. 10' and wider come standard with double shop built doors.



BROWN SIDING WITH LIGHT STONE TRIM AND LIGHT STONE METAL ROOF



CEDAR URETHANE SIDING WITH ALMOND TRIM AND LIGHT STONE METAL ROOF



SEMINOLE CEDAR TREATED SIDING WITH CHARCOAL METAL ROOF



RUSTIC RED SIDING WITH WHITE TRIM AND RUSTIC RED METAL ROOF



8' WIDE W/ SINGLE DOOR - HONEY GOLD TREATED SIDING WITH HUNTER GREEN METAL ROOF

Derksen Cabin



CHESTNUT URETHANE WITH WHITE TRIM AND ALAMO WHITE ROOF

METAL (HORIZONTAL)
NOT AVAILABLE ON ANY CABIN



CHARCOAL METAL SIDING WITH ALAMO WHITE TRIM AND ROOF



CEDAR URETHANE SIDING WITH TAN TRIM AND TAN METAL ROOF



GOLD TREATED SIDING WITH CHARCOAL METAL ROOF

- The Cabin comes standard with a 4' deep front porch with rails. Porch depth is included in length measurement. Side Cabins come standard with a 4' porch on the side, with variable placement options.
- Three 2x3 windows standard.
- One 9-light, 36" pre-hung door.
- The Cabin comes with plenty of head room with standard 8' walls (exterior measurement).



Side Cabin




LIGHT GRAY SIDING WITH WHITE TRIM AND BURGUNDY METAL ROOF



CHARCOAL METAL SIDING WITH ALAMO WHITE TRIM AND METAL ROOF

Lofted Barn Cabin



MAHOGANY URETHANE SIDING WITH ALMOND TRIM AND LIGHT STONE ROOF



LIGHT STONE SIDING WITH ALAMO WHITE TRIM AND BROWN METAL ROOF



TAUPE SIDING WITH ALMOND TRIM AND FERN GREEN ROOF



TREATED HONEY GOLD SIDING WITH A BROWN ROOF

- The Lofted Barn Cabin comes standard with a 4' deep front porch with rails. Porch depth is included in length measurement. Side Lofted Barn Cabins come standard with a 4' porch on the side, with variable placement options.
- The Lofted Barn Cabin comes standard with a loft on each end.
- Three 2x3 windows standard.
- One 9-light, 36" pre-hung door.



Side Lofted Barn Cabin



MAHOGANY URETHANE SIDING WITH ALAMO WHITE TRIM AND BURNISHED SLATE METAL ROOF (WITH OPTIONAL 3X3 WINDOWS)



HONEY GOLD TREATED SIDING WITH BROWN METAL ROOF

Deluxe Cabin



HONEY GOLD TREATED SIDING
WITH GALVALUME ROOF

METAL (HORIZONTAL)
NOT AVAILABLE ON ANY CABIN



- The Deluxe Cabin comes standard with a wrap-around front porch with rails. Porch depth is included in length measurement.
- Three 2x3 windows standard.
- One 9-light, 36" pre-hung door.
- The Deluxe Cabin comes with plenty of head room, coming standard with 8' walls (exterior measurement).



ASH GRAY SIDING WITH LIGHT
STONE TRIM AND METAL ROOF



DRIFTWOOD SIDING WITH WHITE
TRIM AND ALAMO METAL ROOF



TAUPE SIDING WITH ALMOND
TRIM AND GALVALUME ROOF

Deluxe Lofted Barn Cabin



CHESTNUT URETHANE SIDING WITH ALMOND TRIM WITH LIGHT STONE METAL ROOF

METAL (HORIZONTAL)
NOT AVAILABLE ON ANY CABIN

- The Deluxe Lofted Barn Cabin comes standard with a wrap-around front porch with rails. Porch depth is included in length measurement.
- Three 2x3 windows standard.
- One 9-light, 36" pre-hung door.
- The Deluxe Lofted Barn Cabin comes standard with a loft on each end.



ALAMO WHITE SIDING WITH HUNTER GREEN TRIM AND METAL ROOF



TRUFFLE SIDING WITH COTTON TRIM AND ALAMO WHITE ROOF



DRIFTWOOD URETHANE WITH DARK GRAY TRIM AND CHARCOAL ROOF

Portable Garage

DRIFTWOOD URETHANE SIDING
WITH ALMOND TRIM AND LIGHT
STONE METAL ROOF



- The Garage comes standard with tough 12" on center 2x6 floor joists set into notched skids.
- One 9' roll up door.
- One 2x3 window.
- One 36" solid 6-panel pre-hung door.



TAUPE SIDING WITH WHITE TRIM
AND ALAMO WHITE METAL ROOF



HONEY GOLD TREATED SIDING
WITH BLACK METAL ROOF



LIGHT GRAY SIDING WITH DARK GRAY
TRIM AND CHARCOAL METAL ROOF



MAHOGANY URETHANE SIDING
WITH WHITE TRIM AND ALAMO
WHITE METAL ROOF
METAL (HORIZONTAL)
NOT AVAILABLE ON ANY CABIN

Cottage Shed

- The Cottage Shed comes standard with a cottage style roof for maximum head room.
- Comes standard with 8' walls (exterior measurement).
- 10' x 16' and larger Cottage Sheds come with two 3x3 windows with screens and double shop built doors. Windows and doors may vary on smaller buildings.



LIGHT STONE SIDING WITH HUNTER
GREEN TRIM AND METAL ROOF



SEMINOLE CEDAR TREATED SIDING
WITH RUSTIC RED METAL ROOF




HUNTER GREEN SIDING WITH WHITE
TRIM AND BLACK SHINGLES



8' WIDE W/ SINGLE DOOR -
HONEY GOLD TREATED SIDING
WITH GREEN METAL ROOF

THE ORIGINAL DERKSEN METRO SHED



Chestnut Siding with Almond Trim and Light Stone Metal Roof

*Long Side 48" Door
Shown with optional 2x3 Windows*

The Derksen Metro Shed was designed to be the perfect fit for small spaces outside your urban or suburban home. Our innovative design allows this handy storage building to be placed right against an exterior wall or a fence. There are literally thousands of ways to use a Metro Shed... How will you use yours?

No windows included. Painted or Urethane LP Smart Siding standard. Standard includes your choice of a 36" or 48" single door on 7' and 8' wide buildings. 10' wide buildings come standard with double doors. On-site building is available in most areas. Ask your dealer for details.



Nurture Green Siding with Almond Trim and Black Roof

Long Side 36" Door



White Siding with Barn Red Trim and Rustic Red Trim

Short Side 36" Door



Barn Red Siding with Truffle Trim and Burnished Slate Roof and Chestnut Doors and Shutters

Metro Studio



Nurture Green Siding with Almond Trim and Black Roof

Metro Shed Garage

METRO GARDEN SHED



Chestnut Siding with White Trim and Black Shingles

The Garden Shed highlights everything we love about our customizable buildings! Whether you buy it standard or customize it to the max, you'll find the Metro Garden Shed to be everything you need in a stylish outdoor building!

No windows included. Painted or Urethane LP Smart Siding standard. Standard includes your choice of 36" or 48" single door on 7' and 8' wide buildings. 10' wide buildings come standard with double doors.

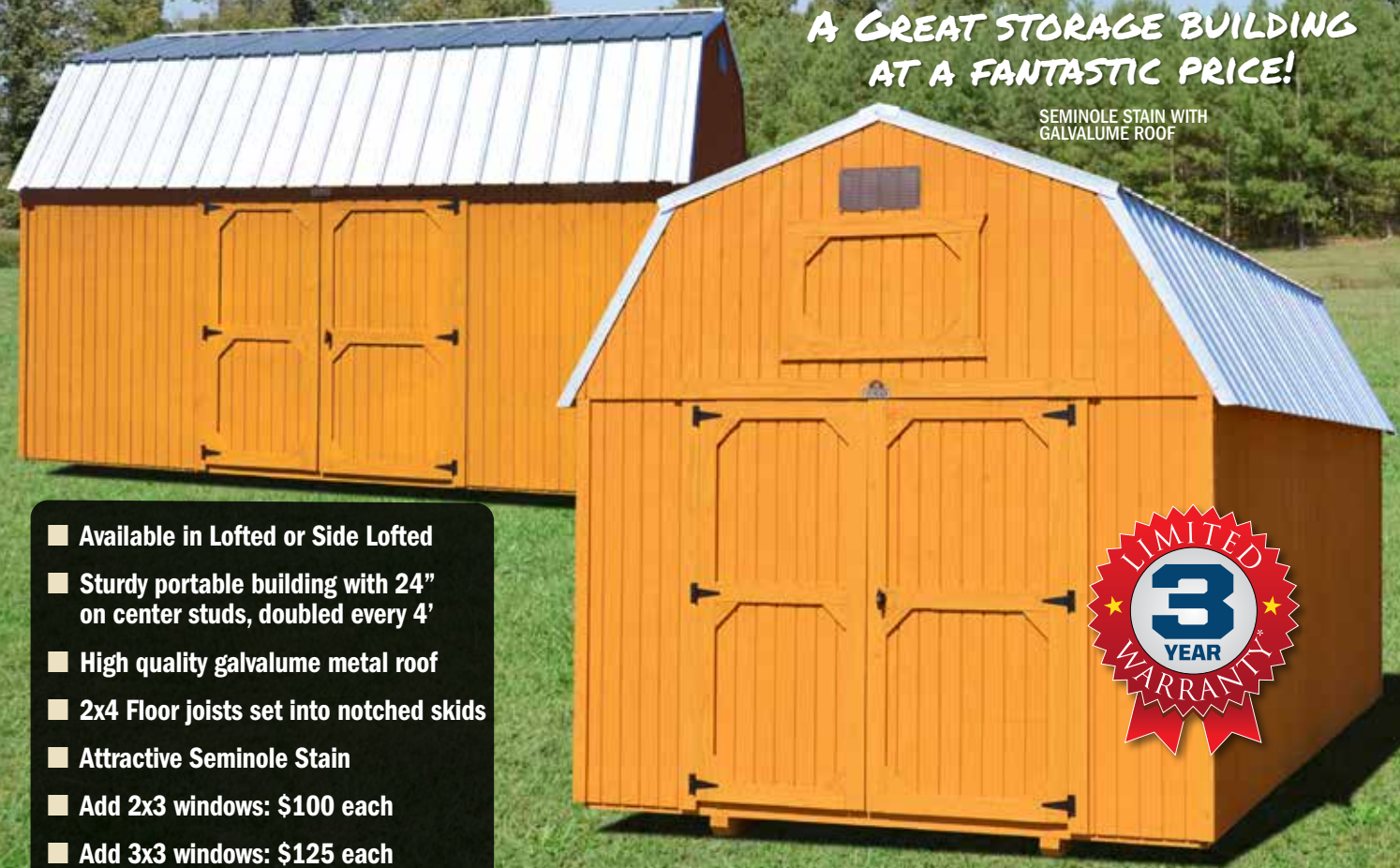


Mahogany Siding with White Trim and Black Shingles

BEST VALUE WOOD

A GREAT STORAGE BUILDING
AT A FANTASTIC PRICE!

SEMINOLE STAIN WITH
GALVALUME ROOF



- Available in Lofted or Side Lofted
- Sturdy portable building with 24" on center studs, doubled every 4'
- High quality galvalume metal roof
- 2x4 Floor joists set into notched skids
- Attractive Seminole Stain
- Add 2x3 windows: \$100 each
- Add 3x3 windows: \$125 each



BEST VALUE METAL

Features

- Great storage space at a great price
- Sturdy portable building with 2x4 studs
- 29 gauge metal siding and roof
- 2x4 floor joists set into notched skids
- 5/8 inch flooring

8' wide buildings come with a single door.
All others come with Double Doors.
12' wide buildings are measured eave to eave (excludes Texas).
No windows available on Metal Best Value.
Metal Best Value Buildings come with 6'3" walls only.



8' WIDE WITH SINGLE DOOR



Playhouses

AVAILABLE IN
PAINTED OR URETHANE!

100%
Kid
Approved!



Victorian

PINK SIDING WITH
WHITE TRIM AND
BLACK SHINGLES

- Standard with interior loft and ladder
- Includes 3 playhouse windows
- Standard with one small Playhouse door and a single adult size walk-in door.



Hideout

BLUE SIDING WITH
WHITE TRIM AND
BLACK SHINGLES



BURNISHED SLATE
METAL ROOF

**BUY OR
RENT-TO-OWN**

NO CREDIT CHECK!

The Derksen Cabana was designed to be the perfect gathering place for your outdoor environment. Features a tough all-treated construction, 2x6 floor joists set into notched skids, and 5/4 floorboards. Built-in benches are included.

THE PERFECT ADDITION
TO ANY OUTDOOR SPACE!

the
Cabana



Customize Your Building

Options

See example photos >

- 36" Solid 6-Panel Door **A**
- 36" 4-Lite Door
- 36" 5-Lite Door
- 36" 9-Lite Door **B**
- 36" 11-Lite Door
- Double Slab Doors **C**
- Pre-Hung French Doors
- Extra Double Shop-Built Doors
- Extra Single Shop-Built Door
- 5' w. Roll-up Garage Door
- 6' w. Roll-up Garage Door
- 9' w. Roll-up Garage Door **D**
- 2'x3' Window **E**
- 3'x3' Window **F**
- 2'x3' Thermal Pane Windows
- 2'x5' Thermal Pane Windows
- 3'x3' Thermal Pane Windows
- 3'x5' Thermal Pane Windows **G**
- Transom Windows **H**
- Shutters **I**
- Flower Boxes **J**
- Transom Dormer **K**
- Framed Interior Walls
- Workbench **L**
- Peg Board **M**
- Felt Paper Underlayment
- Double Thick Floor
- U-Shape Loft **N**
- Spray Foam Insulation **O**
- Electrical Packages **P**
- Extra Skids & Floor Joists **Q**
- Lap Siding **R**
- On-site build

All options not available in all areas.
Ask your dealer for more information.



6 Panel Door

4-Lite Door

5-Lite Door

9-Lite Door

11-Lite Door

Prehung French Doors (11-Lite)



Double Slab Doors (11-Lite)

Single Shop Built Door

Double Shop Built Door

Double Shop Built Door with Transom Windows


9' Roll Up Door

Siding and Color Choices*

Paint Colors* for Siding and Trim




Coastal Colors



All Derksen Painted and Urethane products are built with LP SmartSide® trim and siding which is treated with Smart Guard® for maximum protection against insects and the elements.



Earth Tones



*ACTUAL COLORS MAY VARY. See your dealer for actual color samples. We are not responsible for matching colors from printed materials. Availability of colors and finishes may vary.

Urethane Colors for Siding and Trim

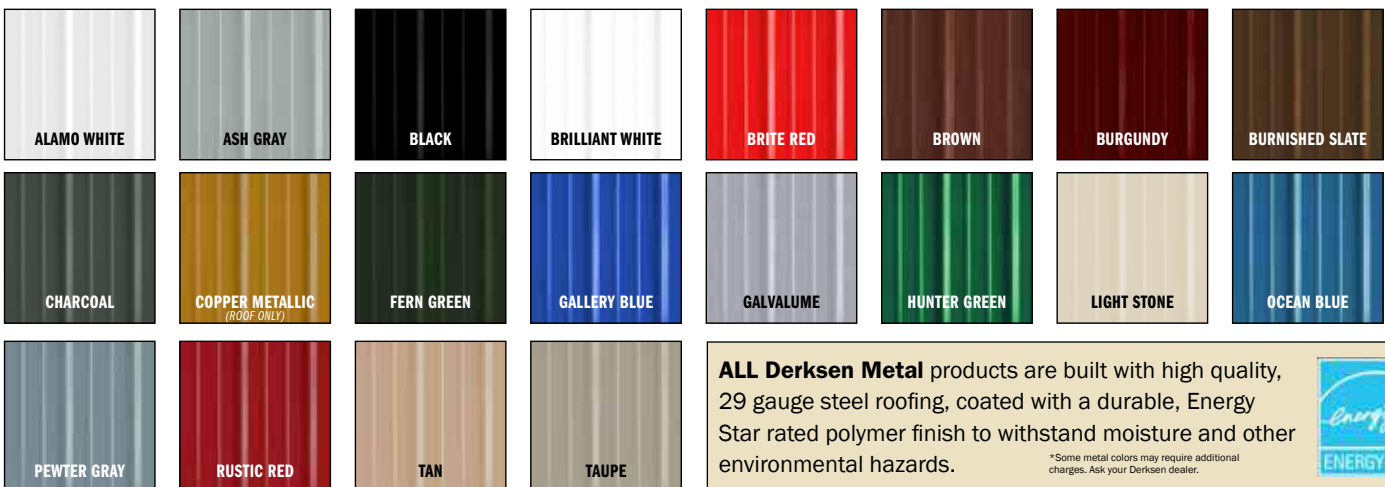


Treated Colors for Siding and Trim



Derksen Buildings Treated Siding products use pressure treated T1-11 siding and water treated with high quality stain.

Metal Colors* for Siding and Trim and Roof




ALL Derksen Metal products are built with high quality, 29 gauge steel roofing, coated with a durable, Energy Star rated polymer finish to withstand moisture and other environmental hazards.

*Some metal colors may require additional charges. Ask your Derksen dealer.



Shingle Colors for Roof (not available on metal buildings)



Derksen Buildings uses high quality dimensional shingles available in some of the industry's most popular colors.

Ask your dealer about customizing your building.



Thank You FOR CONSIDERING DERKSEN BUILDINGS!

We know you have many choices when purchasing a portable building. As a family owned and operated business, Derksen Portable Buildings is dedicated to quality and customer satisfaction.



Free Delivery & Setup*

Within 50 Miles of Dealership



www.derksenbuildings.com

*Site preparation is the sole responsibility of the Purchaser. Purchaser is responsible for all permits or requirements for delivery. Derksen Buildings is not responsible for codes, permits, HOA guidelines, zoning or restrictions. Derksen Buildings is not responsible for damage to yards, driveways, underground structures or utilities. Derksen reserves the right to refuse delivery due to lack of site preparation or safety issues. Call 811 for underground utility locations. Important: Only one (1) delivery and setup attempt is free. Additional charges may apply to any subsequent delivery and setup trips.

© COPYRIGHT 2018, DERKSEN PORTABLE BUILDINGS. ALL RIGHTS RESERVED. UNLAWFUL USE OF PHOTOS OR OTHER CONTENT IS PUNISHABLE BY LAW. ALL INFO SUBJECT TO CHANGE WITHOUT NOTICE. DERKSEN BUILDINGS RESERVES THE RIGHT TO CORRECT FOR TYPOS OR CHANGES. NOT ALL OPTIONS OR PRODUCTS AVAILABLE IN ALL AREAS. 11/18

DERKSEN PORTABLE BUILDINGS PRICE SHEET



URETHANE, PAINTED & TREATED - SAME PRICE!

LOFTED BARN

W	x	L	Price	36 MO	60 MO
8	x	12	\$3,760	\$174.07	\$139.26
8	x	16	\$5,015	\$232.18	\$185.74
8	x	20	\$6,240	\$288.89	\$231.11
10	x	12	\$4,750	\$219.91	\$175.93
10	x	16	\$5,195	\$240.51	\$192.41
10	x	20	\$6,730	\$311.57	\$249.26
10	x	24	\$8,090	\$374.54	\$299.63
10	x	28	\$9,410	\$435.65	\$348.52
10	x	30	\$10,090	\$467.13	\$373.70
12	x	12	\$5,335	\$246.99	\$197.59
12	x	16	\$6,495	\$300.69	\$240.56
12	x	20	\$7,925	\$366.90	\$293.52
12	x	24	\$9,285	\$429.86	\$343.89
12	x	28	\$9,830	\$455.09	\$364.07
12	x	30	\$10,095	\$467.36	\$373.89
12	x	32	\$11,360	\$525.93	\$420.74
12	x	36	\$12,725	\$589.12	\$471.30
12	x	40	\$14,070	\$651.39	\$521.11
14	x	16	\$7,925	\$366.90	\$293.52
14	x	20	\$9,655	\$446.99	\$357.59
14	x	24	\$11,375	\$526.62	\$421.30
14	x	28	\$13,095	\$606.25	\$485.00
14	x	30	\$13,485	\$624.31	\$499.44
14	x	32	\$14,810	\$685.65	\$548.52
14	x	36	\$16,535	\$765.51	\$612.41
14	x	40	\$18,260	\$845.37	\$676.30
14	x	44	\$20,090	\$930.09	\$744.07
14	x	50	\$22,835	\$1,057.18	\$845.74
16	x	16	\$8,920	\$412.96	\$330.37
16	x	20	\$10,880	\$503.70	\$402.96
16	x	24	\$12,850	\$594.91	\$475.93
16	x	28	\$14,810	\$685.65	\$548.52
16	x	30	\$15,810	\$731.94	\$585.56
16	x	32	\$16,785	\$777.08	\$621.67
16	x	36	\$18,745	\$867.82	\$694.26
16	x	40	\$20,710	\$958.80	\$767.04
16	x	44	\$22,780	\$1,054.63	\$843.70
16	x	50	\$25,890	\$1,198.61	\$958.89

SIDE LOFTED BARN

W	x	L	Price	36 MO	60 MO
8	x	12	\$3,960	\$183.33	\$146.67
8	x	16	\$5,215	\$241.44	\$193.15
8	x	20	\$6,440	\$298.15	\$238.52
10	x	12	\$4,950	\$229.17	\$183.33
10	x	16	\$5,395	\$249.77	\$199.81
10	x	20	\$6,930	\$320.83	\$256.67
10	x	24	\$8,290	\$383.80	\$307.04
10	x	28	\$9,610	\$444.91	\$355.93
10	x	30	\$10,290	\$476.39	\$381.11
12	x	12	\$5,535	\$256.25	\$205.00
12	x	16	\$6,695	\$309.95	\$247.96
12	x	20	\$8,125	\$376.16	\$300.93
12	x	24	\$9,485	\$439.12	\$351.30
12	x	28	\$10,030	\$464.35	\$371.48
12	x	30	\$10,295	\$476.62	\$381.30
12	x	32	\$11,560	\$535.19	\$428.15
12	x	36	\$12,925	\$598.38	\$478.70
12	x	40	\$14,270	\$660.65	\$528.52
14	x	16	\$8,125	\$376.16	\$300.93
14	x	20	\$9,855	\$456.25	\$365.00
14	x	24	\$11,575	\$535.88	\$428.70
14	x	28	\$13,295	\$615.51	\$492.41
14	x	30	\$13,685	\$633.56	\$506.85
14	x	36	\$16,735	\$774.77	\$619.81
14	x	40	\$18,460	\$854.63	\$683.70
14	x	44	\$20,290	\$939.35	\$751.48
14	x	48	\$22,115	\$1,023.84	\$819.07
14	x	50	\$23,035	\$1,066.44	\$853.15
16	x	16	\$9,120	\$422.22	\$337.78
16	x	20	\$11,080	\$512.96	\$410.37
16	x	24	\$13,050	\$604.17	\$483.33
16	x	28	\$15,010	\$694.91	\$555.93
16	x	30	\$16,010	\$741.20	\$592.96
16	x	32	\$16,985	\$786.34	\$629.07
16	x	36	\$18,945	\$877.08	\$701.67
16	x	40	\$20,910	\$968.06	\$774.44
16	x	44	\$22,980	\$1,063.89	\$851.11
16	x	50	\$26,090	\$1,207.87	\$966.30

UTILITY

W	x	L	Price	36 MO	60 MO
8	x	12	\$3,390	\$156.94	\$125.56
8	x	16	\$4,440	\$205.56	\$164.44
8	x	20	\$5,505	\$254.86	\$203.89
10	x	12	\$4,290	\$198.61	\$158.89
10	x	16	\$4,885	\$226.16	\$180.93
10	x	20	\$6,035	\$279.40	\$223.52
10	x	24	\$7,235	\$334.95	\$267.96
10	x	30	\$8,945	\$414.12	\$331.30
12	x	12	\$4,895	\$226.62	\$181.30
12	x	16	\$6,015	\$278.47	\$222.78
12	x	20	\$7,065	\$327.08	\$261.67
12	x	24	\$8,045	\$372.45	\$297.96
12	x	28	\$9,240	\$427.78	\$342.22
12	x	30	\$9,885	\$457.64	\$366.11
12	x	32	\$10,555	\$488.66	\$390.93
12	x	36	\$11,880	\$550.00	\$440.00
12	x	40	\$13,190	\$610.65	\$488.52
14	x	16	\$7,315	\$338.66	\$270.93
14	x	20	\$8,840	\$409.26	\$327.41
14	x	24	\$10,360	\$479.63	\$383.70
14	x	28	\$11,890	\$550.46	\$440.37
14	x	30	\$12,715	\$588.66	\$470.93
14	x	32	\$13,420	\$621.30	\$497.04
14	x	36	\$14,945	\$691.90	\$553.52
14	x	40	\$16,470	\$762.50	\$610.00
14	x	44	\$18,125	\$839.12	\$671.30
14	x	50	\$20,580	\$952.78	\$762.22
16	x	16	\$8,180	\$378.70	\$302.96
16	x	20	\$9,935	\$459.95	\$367.96
16	x	24	\$11,670	\$540.28	\$432.22
16	x	28	\$13,420	\$621.30	\$497.04
16	x	30	\$14,290	\$661.57	\$529.26
16	x	32	\$15,170	\$702.31	\$561.85
16	x	36	\$16,905	\$782.64	\$626.11
16	x	40	\$18,655	\$863.66	\$690.93
16	x	44	\$20,520	\$950.00	\$760.00
16	x	50	\$23,300	\$1,078.70	\$862.96

SIDE UTILITY

W	x	L	Price	36 MO	60 MO
8	x	12	\$3,390	\$156.94	\$125.56
8	x	16	\$4,440	\$205.56	\$164.44
8	x	20	\$5,505	\$254.86	\$203.89
10	x	12	\$4,290	\$198.61	\$158.89
10	x	16	\$4,885	\$226.16	\$180.93
10	x	20	\$6,035	\$279.40	\$223.52
10	x	24	\$7,235	\$334.95	\$267.96
10	x	30	\$8,945	\$414.12	\$331.30
12	x	12	\$4,895	\$226.62	\$181.30
12	x	16	\$6,015	\$278.47	\$222.78
12	x	20	\$7,065	\$327.08	\$261.67
12	x	24	\$8,045	\$372.45	\$297.96
12	x	28	\$9,240	\$427.78	\$342.22
12	x	30	\$9,885	\$457.64	\$366.11
12	x	32	\$10,555	\$488.66	\$390.93
12	x	36	\$11,880	\$550.00	\$440.00
12	x	40	\$13,190	\$610.65	\$488.52
14	x	16	\$7,315	\$338.66	\$270.93
14	x	20	\$8,840	\$409.26	\$327.41
14	x	24	\$10,360	\$479.63	\$383.70
14	x	28	\$11,890	\$550.46	\$440.37
14	x	30	\$12,715	\$588.66	\$470.93
14	x	32	\$13,420	\$621.30	\$497.04
14	x	36	\$14,945	\$691.90	\$553.52
14	x	40	\$16,470	\$762.50	\$610.00
14	x	44	\$18,125	\$839.12	\$671.30
14	x	50	\$20,580	\$952.78	\$762.22
16	x	16	\$8,180	\$378.70	\$302.96
16	x	20	\$9,935	\$459.95	\$367.96
16	x	24	\$11,670	\$540.28	\$432.22
16	x	28	\$13,420	\$621.30	\$497.04
16	x	30	\$14,290	\$661.57	\$529.26
16	x	32	\$15,170	\$702.31	\$561.85
16	x	36	\$16,905	\$782.64	\$626.11
16	x	40	\$18,655	\$863.66	\$690.93
16	x	44	\$20,520	\$950.00	\$760.00
16	x	50	\$23,300	\$1,078.70	\$862.96



Z-METAL

LOFTED BARN

W x L	Price	36 MO	60 MO
8 x 12	\$4,525	\$209.49	\$167.59
8 x 16	\$6,035	\$279.40	\$223.52
8 x 20	\$7,505	\$347.45	\$277.96
10 x 12	\$5,700	\$263.89	\$211.11
10 x 16	\$6,395	\$296.06	\$236.85
10 x 20	\$8,090	\$374.54	\$299.63
10 x 24	\$9,730	\$450.46	\$360.37
10 x 28	\$11,320	\$524.07	\$419.26
10 x 30	\$12,125	\$561.34	\$449.07
12 x 12	\$6,420	\$297.22	\$237.78
12 x 16	\$7,810	\$361.57	\$289.26
12 x 20	\$9,530	\$441.20	\$352.96
12 x 24	\$11,165	\$516.90	\$413.52
12 x 28	\$11,820	\$547.22	\$437.78
12 x 30	\$12,130	\$561.57	\$449.26
12 x 32	\$13,660	\$632.41	\$505.93
12 x 36	\$15,310	\$708.80	\$567.04
12 x 40	\$16,920	\$783.33	\$626.67
14 x 16	\$9,530	\$441.20	\$352.96
14 x 20	\$11,625	\$538.19	\$430.56
14 x 24	\$13,685	\$633.56	\$506.85
14 x 28	\$15,740	\$728.70	\$582.96
14 x 30	\$16,215	\$750.69	\$600.56
14 x 32	\$17,820	\$825.00	\$660.00
14 x 36	\$19,895	\$921.06	\$736.85
14 x 40	\$21,945	\$1,015.97	\$812.78
14 x 44	\$24,165	\$1,118.75	\$895.00
14 x 50	\$27,455	\$1,271.06	\$1,016.85
16 x 16	\$10,725	\$496.53	\$397.22
16 x 20	\$13,085	\$605.79	\$484.63
16 x 24	\$15,455	\$715.51	\$572.41
16 x 28	\$17,820	\$825.00	\$660.00
16 x 30	\$19,005	\$879.86	\$703.89
16 x 32	\$20,180	\$934.26	\$747.41
16 x 36	\$22,550	\$1,043.98	\$835.19
16 x 40	\$24,905	\$1,153.01	\$922.41
16 x 44	\$27,405	\$1,268.75	\$1,015.00
16 x 50	\$31,155	\$1,442.36	\$1,153.89

LOFTED BARN CABIN

W x L	Price	36 MO	60 MO
8 x 12	\$5,850	\$270.83	\$216.67
8 x 16	\$7,015	\$324.77	\$259.81
8 x 20	\$8,670	\$401.39	\$321.11
10 x 16	\$7,735	\$358.10	\$286.48
10 x 20	\$9,155	\$423.84	\$339.07
10 x 24	\$11,060	\$512.04	\$409.63
10 x 28	\$12,900	\$597.22	\$477.78
10 x 30	\$13,800	\$638.89	\$511.11
12 x 16	\$8,580	\$397.22	\$317.78
12 x 20	\$10,835	\$501.62	\$401.30
12 x 24	\$12,095	\$559.95	\$447.96
12 x 28	\$13,280	\$614.81	\$491.85
12 x 30	\$13,815	\$639.58	\$511.67
12 x 32	\$14,830	\$686.57	\$549.26
12 x 36	\$16,980	\$786.11	\$628.89
12 x 40	\$18,860	\$873.15	\$698.52
14 x 16	\$10,490	\$485.65	\$388.52
14 x 20	\$12,605	\$583.56	\$466.85
14 x 24	\$14,515	\$671.99	\$537.59
14 x 28	\$16,860	\$780.56	\$624.44
14 x 30	\$17,915	\$829.40	\$663.52
14 x 32	\$18,980	\$878.70	\$702.96
14 x 36	\$21,080	\$975.93	\$780.74
14 x 40	\$23,180	\$1,073.15	\$858.52
14 x 44	\$25,555	\$1,183.10	\$946.48
14 x 48	\$27,900	\$1,291.67	\$1,033.33
14 x 50	\$29,075	\$1,346.06	\$1,076.85
16 x 16	\$11,705	\$541.90	\$433.52
16 x 20	\$14,120	\$653.70	\$522.96
16 x 24	\$16,555	\$766.44	\$613.15
16 x 28	\$18,980	\$878.70	\$702.96
16 x 30	\$20,155	\$933.10	\$746.48
16 x 32	\$21,370	\$989.35	\$791.48
16 x 36	\$23,795	\$1,101.62	\$881.30
16 x 40	\$26,215	\$1,213.66	\$970.93
16 x 44	\$28,875	\$1,336.81	\$1,069.44
16 x 46	\$30,190	\$1,397.69	\$1,118.15
16 x 50	\$32,865	\$1,521.53	\$1,217.22

SIDE CABIN

W x L	Price	36 MO	60 MO
10 x 12	\$6,520	\$301.85	\$241.48
10 x 16	\$7,875	\$364.58	\$291.67
10 x 20	\$9,530	\$441.20	\$352.96
10 x 24	\$11,045	\$511.34	\$409.07
10 x 28	\$12,465	\$577.08	\$461.67
10 x 30	\$13,265	\$614.12	\$491.30
12 x 16	\$8,610	\$398.61	\$318.89
12 x 20	\$9,875	\$457.18	\$365.74
12 x 24	\$11,060	\$512.04	\$409.63
12 x 28	\$12,485	\$578.01	\$462.41
12 x 30	\$13,280	\$614.81	\$491.85
12 x 32	\$14,080	\$651.85	\$521.48
12 x 36	\$15,665	\$725.23	\$580.19
12 x 40	\$17,235	\$797.92	\$638.33
14 x 16	\$10,185	\$471.53	\$377.22
14 x 20	\$12,015	\$556.25	\$445.00
14 x 24	\$13,845	\$640.97	\$512.78
14 x 28	\$15,680	\$725.93	\$580.74
14 x 30	\$16,675	\$771.99	\$617.59
14 x 32	\$17,525	\$811.34	\$649.07
14 x 36	\$19,355	\$896.06	\$716.85
14 x 40	\$21,190	\$981.02	\$784.81
14 x 44	\$23,175	\$1,072.92	\$858.33
14 x 48	\$25,155	\$1,164.58	\$931.67
14 x 50	\$26,145	\$1,210.42	\$968.33
16 x 16	\$11,230	\$519.91	\$415.93
16 x 20	\$13,320	\$616.67	\$493.33
16 x 24	\$15,420	\$713.89	\$571.11
16 x 28	\$17,525	\$811.34	\$649.07
16 x 30	\$18,575	\$859.95	\$687.96
16 x 32	\$19,620	\$908.33	\$726.67
16 x 36	\$21,710	\$1,005.09	\$804.07
16 x 40	\$23,810	\$1,102.31	\$881.85
16 x 44	\$26,055	\$1,206.25	\$965.00
16 x 50	\$29,410	\$1,361.57	\$1,089.26

SIDE LOFTED BARN

W x L	Price	36 MO	60 MO
8 x 12	\$4,725	\$218.75	\$175.00
8 x 16	\$6,235	\$288.66	\$230.93
8 x 20	\$7,705	\$356.71	\$285.37
10 x 12	\$5,900	\$273.15	\$218.52
10 x 16	\$6,595	\$305.32	\$244.26
10 x 20	\$8,290	\$383.80	\$307.04
10 x 24	\$9,930	\$459.72	\$367.78
10 x 28	\$11,520	\$533.33	\$426.67
10 x 30	\$12,325	\$570.60	\$456.48
12 x 12	\$6,620	\$306.48	\$245.19
12 x 16	\$8,010	\$370.83	\$296.67
12 x 20	\$9,730	\$450.46	\$360.37
12 x 24	\$11,365	\$526.16	\$420.93
12 x 28	\$12,020	\$556.48	\$445.19
12 x 30	\$12,330	\$570.83	\$456.67
12 x 32	\$13,860	\$641.67	\$513.33
12 x 36	\$15,510	\$718.06	\$574.44
12 x 40	\$17,120	\$792.59	\$634.07
14 x 16	\$9,730	\$450.46	\$360.37
14 x 20	\$11,825	\$547.45	\$437.96
14 x 24	\$13,885	\$642.82	\$514.26
14 x 28	\$15,940	\$737.96	\$590.37
14 x 30	\$16,415	\$759.95	\$607.96
14 x 36	\$20,095	\$930.32	\$744.26
14 x 40	\$22,145	\$1,025.23	\$820.19
14 x 44	\$24,365	\$1,128.01	\$902.41
14 x 48	\$26,555	\$1,229.40	\$983.52
14 x 50	\$27,655	\$1,280.32	\$1,024.26
16 x 16	\$10,925	\$505.79	\$404.63
16 x 20	\$13,285	\$615.05	\$492.04
16 x 24	\$15,655	\$724.77	\$579.81
16 x 28	\$18,020	\$834.26	\$667.41
16 x 30	\$19,205	\$889.12	\$711.30
16 x 32	\$20,380	\$943.52	\$754.81
16 x 36	\$22,750	\$1,053.24	\$842.59
16 x 40	\$25,105	\$1,162.27	\$929.81
16 x 44	\$27,605	\$1,278.01	\$1,022.41
16 x 50	\$31,355	\$1,451.62	\$1,161.30

SIDE LOFTED BARN CABIN

W x L	Price	36 MO	60 MO
10 x 20	\$10,065	\$465.97	\$372.78
10 x 24	\$11,925	\$552.08	\$441.67
10 x 28	\$13,830	\$640.28	\$512.22
12 x 20	\$11,450	\$530.09	\$424.07
12 x 24	\$12,715	\$588.66	\$470.93
12 x 28	\$13,845	\$640.97	\$512.78
12 x 30	\$14,435	\$668.29	\$534.63
12 x 32	\$15,440	\$714.81	\$571.85
12 x 36	\$17,610	\$815.28	\$652.22
12 x 40	\$19,485	\$902.08	\$721.67
14 x 16	\$11,095	\$513.66	\$410.93
14 x 20	\$13,190	\$610.65	\$488.52
14 x 24	\$15,110	\$699.54	\$559.63
14 x 28	\$17,435	\$807.18	\$645.74
14 x 30	\$18,495	\$856.25	\$685.00
14 x 32	\$19,550	\$905.09	\$724.07

W x L	Price	36 MO	60 MO
14 x 36	\$21,665	\$1,003.01	\$802.41
14 x 40	\$23,790	\$1,101.39	\$881.11
14 x 44	\$26,125	\$1,209.49	\$967.59
14 x 48	\$28,475	\$1,318.29	\$1,054.63
14 x 50	\$29,645	\$1,372.45	\$1,097.96
16 x 16	\$12,300	\$569.44	\$455.56
16 x 20	\$14,705	\$680.79	\$544.63
16 x 24	\$17,135	\$793.29	\$634.63
16 x 28	\$19,550	\$905.09	\$724.07
16 x 30	\$20,735	\$959.95	\$767.96
16 x 32	\$21,945	\$1,015.97	\$812.78
16 x 36	\$24,370	\$1,128.24	\$902.59
16 x 40	\$26,805	\$1,240.97	\$992.78
16 x 44	\$29,445	\$1,363.19	\$1,090.56
16 x 50	\$33,435	\$1,547.92	\$1,238.33

COTTAGE SHED

W x L	Price	36 MO	60 MO
8 x 12	\$4,400	\$203.70	\$162.96
8 x 16	\$5,760	\$266.67	\$213.33
8 x 20	\$7,050	\$326.39	\$261.11
10 x 12	\$5,480	\$253.70	\$202.96
10 x 16	\$6,345	\$293.75	\$235.00
10 x 20	\$7,725	\$357.64	\$286.11
10 x 24	\$9,180	\$425.00	\$340.00
10 x 30	\$11,240	\$520.37	\$416.30
12 x 12	\$6,210	\$287.50	\$230.00
12 x 16	\$7,705	\$356.71	\$285.37
12 x 20	\$8,960	\$414.81	\$331.85
12 x 24	\$10,150	\$469.91	\$375.93
12 x 30	\$12,370	\$572.69	\$458.15
12 x 32	\$13,175	\$609.95	\$487.96
12 x 36	\$14,755	\$683.10	\$546.48
12 x 40	\$16,330	\$756.02	\$604.81



URETHANE, PAINTED & TREATED - SAME PRICE!

CABIN

W	x	L	Price	36 MO	60 MO
8	x	12	\$4,155	\$192.36	\$153.89
8	x	16	\$4,895	\$226.62	\$181.30
10	x	12	\$5,105	\$236.34	\$189.07
10	x	16	\$6,225	\$288.19	\$230.56
10	x	20	\$7,590	\$351.39	\$281.11
10	x	24	\$8,850	\$409.72	\$327.78
10	x	28	\$10,050	\$465.28	\$372.22
10	x	30	\$10,695	\$495.14	\$396.11
12	x	16	\$6,840	\$316.67	\$253.33
12	x	20	\$7,890	\$365.28	\$292.22
12	x	24	\$8,870	\$410.65	\$328.52
12	x	28	\$10,065	\$465.97	\$372.78
12	x	30	\$10,710	\$495.83	\$396.67
12	x	32	\$11,380	\$526.85	\$421.48
12	x	36	\$12,705	\$588.19	\$470.56
12	x	40	\$14,015	\$648.84	\$519.07
14	x	16	\$8,140	\$376.85	\$301.48
14	x	20	\$9,665	\$447.45	\$357.96
14	x	24	\$11,185	\$517.82	\$414.26
14	x	28	\$12,715	\$588.66	\$470.93
14	x	30	\$13,540	\$626.85	\$501.48
14	x	32	\$14,245	\$659.49	\$527.59
14	x	36	\$15,770	\$730.09	\$584.07
14	x	40	\$17,295	\$800.69	\$640.56
14	x	44	\$18,950	\$877.31	\$701.85
14	x	48	\$20,590	\$953.24	\$762.59
14	x	50	\$21,405	\$990.97	\$792.78
16	x	16	\$9,005	\$416.90	\$333.52
16	x	20	\$10,760	\$498.15	\$398.52
16	x	24	\$12,495	\$578.47	\$462.78
16	x	28	\$14,245	\$659.49	\$527.59
16	x	30	\$15,115	\$699.77	\$559.81
16	x	32	\$15,995	\$740.51	\$592.41
16	x	36	\$17,730	\$820.83	\$656.67
16	x	40	\$19,480	\$901.85	\$721.48
16	x	44	\$21,345	\$988.19	\$790.56
16	x	50	\$24,125	\$1,116.90	\$893.52

SIDE CABIN

W	x	L	Price	36 MO	60 MO
10	x	12	\$5,570	\$257.87	\$206.30
10	x	16	\$6,685	\$309.49	\$247.59
10	x	20	\$8,060	\$373.15	\$298.52
10	x	24	\$9,315	\$431.25	\$345.00
10	x	28	\$10,510	\$486.57	\$389.26
10	x	30	\$11,160	\$516.67	\$413.33
12	x	16	\$7,305	\$338.19	\$270.56
12	x	20	\$8,350	\$386.57	\$309.26
12	x	24	\$9,340	\$432.41	\$345.93
12	x	28	\$10,530	\$487.50	\$390.00
12	x	30	\$11,180	\$517.59	\$414.07
12	x	32	\$11,840	\$548.15	\$438.52
12	x	36	\$13,165	\$609.49	\$487.59
12	x	40	\$14,470	\$669.91	\$535.93
14	x	16	\$8,600	\$398.15	\$318.52
14	x	20	\$10,125	\$468.75	\$375.00
14	x	24	\$11,655	\$539.58	\$431.67
14	x	28	\$13,175	\$609.95	\$487.96
14	x	30	\$14,010	\$648.61	\$518.89
14	x	32	\$14,705	\$680.79	\$544.63
14	x	36	\$16,240	\$751.85	\$601.48
14	x	40	\$17,755	\$821.99	\$657.59
14	x	44	\$19,410	\$898.61	\$718.89
14	x	48	\$21,055	\$974.77	\$779.81
14	x	50	\$21,870	\$1,012.50	\$810.00
16	x	16	\$9,480	\$438.89	\$351.11
16	x	20	\$11,220	\$519.44	\$415.56
16	x	24	\$12,960	\$600.00	\$480.00
16	x	28	\$14,705	\$680.79	\$544.63
16	x	30	\$15,575	\$721.06	\$576.85
16	x	32	\$16,450	\$761.57	\$609.26
16	x	36	\$18,185	\$841.90	\$673.52
16	x	40	\$19,940	\$923.15	\$738.52
16	x	44	\$21,810	\$1,009.72	\$807.78
16	x	50	\$24,595	\$1,138.66	\$910.93

LOFTED BARN CABIN

W	x	L	Price	36 MO	60 MO
8	x	12	\$5,010	\$231.94	\$185.56
8	x	16	\$5,975	\$276.62	\$221.30
8	x	20	\$7,335	\$339.58	\$271.67
10	x	16	\$6,560	\$303.70	\$242.96
10	x	20	\$7,755	\$359.03	\$287.22
10	x	24	\$9,340	\$432.41	\$345.93
10	x	28	\$10,865	\$503.01	\$402.41
10	x	30	\$11,605	\$537.27	\$429.81
12	x	16	\$7,270	\$336.57	\$269.26
12	x	20	\$9,150	\$423.61	\$338.89
12	x	24	\$10,200	\$472.22	\$377.78
12	x	28	\$11,180	\$517.59	\$414.07
12	x	30	\$11,630	\$538.43	\$430.74
12	x	32	\$12,470	\$577.31	\$461.85
12	x	36	\$14,260	\$660.19	\$528.15
12	x	40	\$15,825	\$732.64	\$586.11
14	x	16	\$8,865	\$410.42	\$328.33
14	x	20	\$10,620	\$491.67	\$393.33
14	x	24	\$12,210	\$565.28	\$452.22
14	x	28	\$14,155	\$655.32	\$524.26
14	x	30	\$15,045	\$696.53	\$557.22
14	x	32	\$15,920	\$737.04	\$589.63
14	x	36	\$17,665	\$817.82	\$654.26
14	x	40	\$19,415	\$898.84	\$719.07
14	x	44	\$21,375	\$989.58	\$791.67
14	x	48	\$23,335	\$1,080.32	\$864.26
14	x	50	\$24,320	\$1,125.93	\$900.74
16	x	16	\$9,875	\$457.18	\$365.74
16	x	20	\$11,875	\$549.77	\$439.81
16	x	24	\$13,900	\$643.52	\$514.81
16	x	28	\$15,920	\$737.04	\$589.63
16	x	30	\$16,905	\$782.64	\$626.11
16	x	32	\$17,905	\$828.94	\$663.15
16	x	36	\$19,915	\$921.99	\$737.59
16	x	40	\$21,940	\$1,015.74	\$812.59
16	x	44	\$24,135	\$1,117.36	\$893.89
16	x	50	\$27,465	\$1,271.53	\$1,017.22

SIDE LOFTED BARN CABIN

W	x	L	Price	36 MO	60 MO
10	x	20	\$8,500	\$393.52	\$314.81
10	x	24	\$10,065	\$465.97	\$372.78
10	x	28	\$11,635	\$538.66	\$430.93
12	x	20	\$9,655	\$446.99	\$357.59
12	x	24	\$10,705	\$495.60	\$396.48
12	x	28	\$11,655	\$539.58	\$431.67
12	x	30	\$12,140	\$562.04	\$449.63
12	x	32	\$12,980	\$600.93	\$480.74
12	x	36	\$14,785	\$684.49	\$547.59
12	x	40	\$16,350	\$756.94	\$605.56
14	x	16	\$9,365	\$433.56	\$346.85
14	x	20	\$11,110	\$514.35	\$411.48
14	x	24	\$12,710	\$588.43	\$470.74
14	x	28	\$14,630	\$677.31	\$541.85
14	x	30	\$15,515	\$718.29	\$574.63
14	x	32	\$16,400	\$759.26	\$607.41
14	x	36	\$18,150	\$840.28	\$672.22
14	x	40	\$19,910	\$921.76	\$737.41
14	x	44	\$21,865	\$1,012.27	\$809.81
14	x	48	\$23,810	\$1,102.31	\$881.85
14	x	50	\$24,790	\$1,147.69	\$918.15
16	x	16	\$10,355	\$479.40	\$383.52
16	x	20	\$12,375	\$572.92	\$458.33
16	x	24	\$14,390	\$666.20	\$532.96
16	x	28	\$16,400	\$759.26	\$607.41
16	x	30	\$17,385	\$804.86	\$643.89
16	x	32	\$18,385	\$851.16	\$680.93
16	x	36	\$20,405	\$944.68	\$755.74
16	x	40	\$22,430	\$1,038.43	\$830.74
16	x	44	\$24,615	\$1,139.58	\$911.67
16	x	50	\$27,940	\$1,293.52	\$1,034.81



SPECIALTY & BEST VALUE BUILDINGS

DERKSEN

BARN

W x L	Price	36 MO	60 MO
8 x 12	\$3,185	\$147.45	\$117.96
8 x 16	\$4,250	\$196.76	\$157.41
10 x 12	\$3,875	\$179.40	\$143.52
10 x 16	\$4,465	\$206.71	\$165.37
12 x 12	\$4,605	\$213.19	\$170.56
12 x 16	\$5,580	\$258.33	\$206.67



The Original Derksen Barn

CABANA

W x L	Price	36 MO	60 MO
10 x 12	\$4,425	\$204.86	\$163.89
10 x 16	\$5,700	\$263.89	\$211.11
10 x 20	\$7,120	\$329.63	\$263.70
12 x 16	\$6,840	\$316.67	\$253.33
12 x 20	\$8,480	\$392.59	\$314.07
12 x 24	\$10,170	\$470.83	\$376.67
14 x 16	\$7,975	\$369.21	\$295.37
14 x 20	\$9,960	\$461.11	\$368.89
16 x 20	\$12,155	\$562.73	\$450.19
16 x 24	\$14,425	\$667.82	\$534.26



BEST VALUE WOOD

W x L	Price	36 MO	60 MO
8 x 12	\$3,490	\$161.57	\$129.26
10 x 12	\$4,395	\$203.47	\$162.78
10 x 16	\$4,895	\$226.62	\$181.30
10 x 20	\$6,235	\$288.66	\$230.93
12 x 16	\$6,020	\$278.70	\$222.96
12 x 20	\$7,350	\$340.28	\$272.22
12 x 24	\$8,605	\$398.38	\$318.70

Best Value Wood Lofted / Side Lofted Barn - Same Price



Best Value Wood Side Lofted Barn



Best Value Metal

BEST VALUE METAL

W x L	Price	36 MO	60 MO
8 x 12	\$2,250	\$104.17	\$83.33
8 x 16	\$2,580	\$119.44	\$95.56
10 x 12	\$2,580	\$119.44	\$95.56
10 x 16	\$3,315	\$153.47	\$122.78
10 x 20	\$3,975	\$184.03	\$147.22
12 x 16	\$3,975	\$184.03	\$147.22
12 x 20	\$4,300	\$199.07	\$159.26
12 x 24	\$4,625	\$214.12	\$171.30

BUY OR RENT TO OWN - NO CREDIT CHECK!

Playhouses!

PLAYHOUSE HIDEOUT

W x L	Price	36 MO	60 MO
8 x 12	\$4,025	\$186.34	\$149.07
10 x 12	\$4,455	\$206.25	\$165.00
10 x 16	\$5,455	\$252.55	\$202.04

PLAYHOUSE VICTORIAN

W x L	Price	36 MO	60 MO
8 x 12	\$4,095	\$189.58	\$151.67
10 x 12	\$4,520	\$209.26	\$167.41
10 x 16	\$5,525	\$255.79	\$204.63



Hideout



Victorian

METRO SHEDS "A Perfect Fit for your suburban home"

METRO SHED

W x L	Price	36 MO	60 MO
5 x 8	\$2,170	\$100.46	\$80.37
5 x 12	\$2,420	\$112.04	\$89.63
6 x 8	\$2,420	\$112.04	\$89.63
6 x 12	\$2,550	\$118.06	\$94.44
7 x 8	\$2,675	\$123.84	\$99.07
7 x 12	\$2,935	\$135.88	\$108.70
8 x 8	\$2,810	\$130.09	\$104.07
8 x 12	\$3,070	\$142.13	\$113.70

METRO GARDEN SHED

W x L	Price	36 MO	60 MO
7 x 12	\$3,220	\$149.07	\$119.26
7 x 16	\$4,215	\$195.14	\$156.11
8 x 12	\$3,365	\$155.79	\$124.63
8 x 16	\$4,495	\$208.10	\$166.48
10 x 12	\$4,170	\$193.06	\$154.44
10 x 16	\$4,885	\$226.16	\$180.93

METRO SHED GARAGE

W x L	Price	36 MO	60 MO
7 x 8	\$3,360	\$155.56	\$124.44
7 x 12	\$3,620	\$167.59	\$134.07
7 x 16	\$3,745	\$173.38	\$138.70
8 x 8	\$3,680	\$170.37	\$136.30
8 x 12	\$4,005	\$185.42	\$148.33
8 x 16	\$4,260	\$197.22	\$157.78



METRO STUDIO

W x L	Price	36 MO	60 MO
8 x 12	\$4,955	\$229.40	\$183.52
8 x 16	\$5,595	\$259.03	\$207.22
10 x 12	\$5,475	\$253.47	\$202.78
10 x 16	\$6,375	\$295.14	\$236.11
10 x 20	\$7,275	\$336.81	\$269.44

OPTIONS

All options not available in all areas. Ask your dealer for more information.

- 36" Solid 6-Panel Door \$325
- 36" 4-Lite Door \$425
- 36" 5-Lite Door \$425
- 36" 9-Lite Door \$375
- 36" 11-Lite Door \$425
- Double Slab Doors \$600
- Extra Double Shop-Built Doors \$200
- Extra Single Shop-Built Door \$100
- 5' w. Roll-up Garage Door \$700
- 6' w. Roll-up Garage Door \$725
- 9' w. Roll-up Garage Door \$775
- 2'x3' Window \$100
- 3'x3' Window \$125
- 2'x3' Thermal Pane Windows \$250
- 2'x5' Thermal Pane Windows \$275
- 3'x3' Thermal Pane Windows \$300
- 3'x5' Thermal Pane Windows \$325
- Transom Windows \$100
- Shutters (per window) \$75
- Flower Box \$30
- Transom Dormer \$1350
- Sunburst Dormer & Octagon Window \$1650
- Framed Interior Walls (per linear ft) \$12
- Shelves/Workbenches (based on size) ... Ask Dealer
- Peg Board (based on size) Ask Dealer
- Felt Paper Underlayment \$125
- Double Thick Floor (per square ft) \$2
- U-Shape Loft \$225
- Electrical Package \$690
- Extra Skids & Floor Joists Ask Dealer
- Lap Siding Ask Dealer
- On-site build +25%

URETHANE, PAINTED & TREATED - SAME PRICE!

DELUXE CABIN

W	x	L	Price	36 MO	60 MO
12	x	30	\$11,795	\$546.06	\$436.85
12	x	32	\$12,460	\$576.85	\$461.48
12	x	36	\$13,770	\$637.50	\$510.00
12	x	40	\$15,080	\$698.15	\$558.52
14	x	30	\$14,610	\$676.39	\$541.11
14	x	32	\$15,315	\$709.03	\$567.22
14	x	36	\$16,850	\$780.09	\$624.07
14	x	40	\$18,365	\$850.23	\$680.19
14	x	44	\$20,015	\$926.62	\$741.30
14	x	50	\$22,485	\$1,040.97	\$832.78
16	x	30	\$16,190	\$749.54	\$599.63
16	x	32	\$17,060	\$789.81	\$631.85
16	x	36	\$18,800	\$870.37	\$696.30
16	x	40	\$20,545	\$951.16	\$760.93
16	x	44	\$22,405	\$1,037.27	\$829.81
16	x	50	\$25,205	\$1,166.90	\$933.52



DELUXE LOFTED BARN CABIN

W	x	L	Price	36 MO	60 MO
12	x	30	\$12,820	\$593.52	\$474.81
12	x	32	\$13,680	\$633.33	\$506.67
12	x	36	\$15,480	\$716.67	\$573.33
12	x	40	\$17,040	\$788.89	\$631.11
14	x	30	\$16,155	\$747.92	\$598.33
14	x	32	\$17,050	\$789.35	\$631.48
14	x	36	\$18,800	\$870.37	\$696.30
14	x	40	\$20,565	\$952.08	\$761.67
14	x	44	\$22,630	\$1,047.69	\$838.15
14	x	50	\$25,730	\$1,191.20	\$952.96
16	x	30	\$18,045	\$835.42	\$668.33
16	x	32	\$19,025	\$880.79	\$704.63
16	x	36	\$21,060	\$975.00	\$780.00
16	x	40	\$23,075	\$1,068.29	\$854.63
16	x	44	\$25,405	\$1,176.16	\$940.93
16	x	50	\$28,885	\$1,337.27	\$1,069.81



GARAGE

W	x	L	Price	36 MO	60 MO
12	x	20	\$8,565	\$396.53	\$317.22
12	x	24	\$9,545	\$441.90	\$353.52
12	x	30	\$11,385	\$527.08	\$421.67
12	x	32	\$12,055	\$558.10	\$446.48
12	x	36	\$13,380	\$619.44	\$495.56
12	x	40	\$14,690	\$680.09	\$544.07
14	x	20	\$10,340	\$478.70	\$382.96
14	x	24	\$11,860	\$549.07	\$439.26
14	x	30	\$14,215	\$658.10	\$526.48
14	x	32	\$14,920	\$690.74	\$552.59
14	x	36	\$16,445	\$761.34	\$609.07
14	x	40	\$17,970	\$831.94	\$665.56
14	x	44	\$19,625	\$908.56	\$726.85
14	x	48	\$21,265	\$984.49	\$787.59
16	x	20	\$11,435	\$529.40	\$423.52
16	x	24	\$13,170	\$609.72	\$487.78
16	x	28	\$14,920	\$690.74	\$552.59
16	x	32	\$16,670	\$771.76	\$617.41
16	x	36	\$18,405	\$852.08	\$681.67
16	x	40	\$20,155	\$933.10	\$746.48

COTTAGE SHED

W	x	L	Price	36 MO	60 MO
8	x	12	\$3,715	\$171.99	\$137.59
8	x	16	\$4,865	\$225.23	\$180.19
8	x	20	\$5,930	\$274.54	\$219.63
10	x	12	\$4,615	\$213.66	\$170.93
10	x	16	\$5,360	\$248.15	\$198.52
10	x	20	\$6,510	\$301.39	\$241.11
10	x	24	\$7,710	\$356.94	\$285.56
10	x	30	\$9,420	\$436.11	\$348.89
12	x	12	\$5,220	\$241.67	\$193.33
12	x	16	\$6,490	\$300.46	\$240.37
12	x	20	\$7,540	\$349.07	\$279.26
12	x	24	\$8,520	\$394.44	\$315.56
12	x	30	\$10,360	\$479.63	\$383.70
12	x	32	\$11,030	\$510.65	\$408.52
12	x	36	\$12,355	\$571.99	\$457.59
12	x	40	\$13,665	\$632.64	\$506.11



METAL (HORIZONTAL) BUILDINGS

BARN

W	x	L	Price	36 MO	60 MO
8	x	12	\$2,705	\$125.23	\$100.19
8	x	16	\$3,615	\$167.36	\$133.89
10	x	12	\$3,285	\$152.08	\$121.67
10	x	16	\$3,790	\$175.46	\$140.37
12	x	12	\$3,905	\$180.79	\$144.63
12	x	16	\$4,740	\$219.44	\$175.56

SIDE LOFTED BARN

W	x	L	Price	36 MO	60 MO
8	x	12	\$3,385	\$156.71	\$125.37
8	x	16	\$4,450	\$206.02	\$164.81
8	x	20	\$5,495	\$254.40	\$203.52
10	x	12	\$4,225	\$195.60	\$156.48
10	x	16	\$4,795	\$221.99	\$177.59
10	x	20	\$5,920	\$274.07	\$219.26
10	x	24	\$7,060	\$326.85	\$261.48
12	x	12	\$4,725	\$218.75	\$175.00
12	x	16	\$5,715	\$264.58	\$211.67
12	x	20	\$6,930	\$320.83	\$256.67
12	x	24	\$8,085	\$374.31	\$299.44

UTILITY

W	x	L	Price	36 MO	60 MO
8	x	12	\$2,880	\$133.33	\$106.67
8	x	16	\$3,765	\$174.31	\$139.44
8	x	20	\$4,665	\$215.97	\$172.78
10	x	12	\$3,635	\$168.29	\$134.63
10	x	16	\$4,145	\$191.90	\$153.52
10	x	20	\$5,115	\$236.81	\$189.44
10	x	24	\$6,130	\$283.80	\$227.04
12	x	12	\$4,155	\$192.36	\$153.89
12	x	16	\$5,105	\$236.34	\$189.07
12	x	20	\$5,995	\$277.55	\$222.04
12	x	24	\$6,830	\$316.20	\$252.96

SIDE UTILITY

W	x	L	Price	36 MO	60 MO
8	x	12	\$2,880	\$133.33	\$106.67
8	x	16	\$3,765	\$174.31	\$139.44
8	x	20	\$4,665	\$215.97	\$172.78
10	x	12	\$3,635	\$168.29	\$134.63
10	x	16	\$4,145	\$191.90	\$153.52
10	x	20	\$5,115	\$236.81	\$189.44
10	x	24	\$6,130	\$283.80	\$227.04
12	x	12	\$4,155	\$192.36	\$153.89
12	x	16	\$5,105	\$236.34	\$189.07
12	x	20	\$5,995	\$277.55	\$222.04
12	x	24	\$6,830	\$316.20	\$252.96

LOFTED BARN

W	x	L	Price	36 MO	60 MO
8	x	12	\$3,185	\$147.45	\$117.96
8	x	16	\$4,250	\$196.76	\$157.41
8	x	20	\$5,295	\$245.14	\$196.11
10	x	12	\$4,025	\$186.34	\$149.07
10	x	16	\$4,595	\$212.73	\$170.19
10	x	20	\$5,720	\$264.81	\$211.85
10	x	24	\$6,860	\$317.59	\$254.07
12	x	12	\$4,525	\$209.49	\$167.59
12	x	16	\$5,515	\$255.32	\$204.26
12	x	20	\$6,730	\$311.57	\$249.26
12	x	24	\$7,885	\$365.05	\$292.04

BUY OR RENT TO OWN - NO CREDIT CHECK!



NOTE: 12' wide buildings and wider are measured eave to eave due to Department of Transportation hauling restrictions (excluding Texas)

Z-METAL

CABIN

W	x	L	Price	36 MO	60 MO
8	x	12	\$4,830	\$223.61	\$178.89
8	x	16	\$5,720	\$264.81	\$211.85
10	x	12	\$5,965	\$276.16	\$220.93
10	x	16	\$7,320	\$338.89	\$271.11
10	x	20	\$8,970	\$415.28	\$332.22
10	x	24	\$10,480	\$485.19	\$388.15
10	x	28	\$11,910	\$551.39	\$441.11
10	x	30	\$12,705	\$588.19	\$470.56
12	x	16	\$8,055	\$372.92	\$298.33
12	x	20	\$9,310	\$431.02	\$344.81
12	x	24	\$10,500	\$486.11	\$388.89
12	x	28	\$11,925	\$552.08	\$441.67
12	x	30	\$12,720	\$588.89	\$471.11
12	x	32	\$13,525	\$626.16	\$500.93
12	x	36	\$15,105	\$699.31	\$559.44
12	x	40	\$16,680	\$772.22	\$617.78
14	x	16	\$9,625	\$445.60	\$356.48
14	x	20	\$11,455	\$530.32	\$424.26
14	x	24	\$13,290	\$615.28	\$492.22
14	x	28	\$15,135	\$700.69	\$560.56
14	x	30	\$16,115	\$746.06	\$596.85
14	x	32	\$16,965	\$785.42	\$628.33
14	x	36	\$18,800	\$870.37	\$696.30
14	x	40	\$20,625	\$954.86	\$763.89
14	x	44	\$22,615	\$1,046.99	\$837.59
14	x	48	\$24,600	\$1,138.89	\$911.11
14	x	50	\$25,585	\$1,184.49	\$947.59
16	x	16	\$10,665	\$493.75	\$395.00
16	x	20	\$12,770	\$591.20	\$472.96
16	x	24	\$14,870	\$688.43	\$550.74
16	x	28	\$16,965	\$785.42	\$628.33
16	x	30	\$18,020	\$834.26	\$667.41
16	x	32	\$19,060	\$882.41	\$705.93
16	x	36	\$21,150	\$979.17	\$783.33
16	x	40	\$23,255	\$1,076.62	\$861.30
16	x	44	\$25,490	\$1,180.09	\$944.07
16	x	50	\$28,845	\$1,335.42	\$1,068.33

DELUXE CABIN

W	x	L	Price	36 MO	60 MO
12	x	30	\$14,015	\$648.84	\$519.07
12	x	32	\$14,810	\$685.65	\$548.52
12	x	36	\$16,395	\$759.03	\$607.22
12	x	40	\$17,985	\$832.64	\$666.11
14	x	30	\$17,405	\$805.79	\$644.63
14	x	32	\$18,255	\$845.14	\$676.11
14	x	36	\$20,095	\$930.32	\$744.26
14	x	40	\$21,920	\$1,014.81	\$811.85
14	x	44	\$23,915	\$1,107.18	\$885.74
14	x	50	\$26,870	\$1,243.98	\$995.19
16	x	30	\$19,305	\$893.75	\$715.00
16	x	32	\$20,355	\$942.36	\$753.89
16	x	36	\$22,450	\$1,039.35	\$831.48
16	x	40	\$24,550	\$1,136.57	\$909.26
16	x	44	\$26,790	\$1,240.28	\$992.22
16	x	50	\$30,145	\$1,395.60	\$1,116.48

DELUXE LOFTED BARN CABIN

W	x	L	Price	36 MO	60 MO
12	x	30	\$15,250	\$706.02	\$564.81
12	x	32	\$16,290	\$754.17	\$603.33
12	x	36	\$18,435	\$853.47	\$682.78
12	x	40	\$20,330	\$941.20	\$752.96
14	x	30	\$19,265	\$891.90	\$713.52
14	x	32	\$20,345	\$941.90	\$753.52
14	x	36	\$22,450	\$1,039.35	\$831.48
14	x	40	\$24,560	\$1,137.04	\$909.63
14	x	44	\$27,045	\$1,252.08	\$1,001.67
14	x	50	\$30,775	\$1,424.77	\$1,139.81
16	x	30	\$21,535	\$996.99	\$797.59
16	x	32	\$22,710	\$1,051.39	\$841.11
16	x	36	\$25,170	\$1,165.28	\$932.22
16	x	38	\$26,395	\$1,221.99	\$977.59
16	x	40	\$27,580	\$1,276.85	\$1,021.48
16	x	44	\$30,390	\$1,406.94	\$1,125.56
16	x	50	\$34,580	\$1,600.93	\$1,280.74

SIDE UTILITY

W	x	L	Price	36 MO	60 MO
8	x	12	\$4,075	\$188.66	\$150.93
8	x	16	\$5,335	\$246.99	\$197.59
8	x	20	\$6,625	\$306.71	\$245.37
10	x	12	\$5,155	\$238.66	\$190.93
10	x	16	\$5,870	\$271.76	\$217.41
10	x	20	\$7,250	\$335.65	\$268.52
10	x	24	\$8,705	\$403.01	\$322.41
10	x	30	\$10,765	\$498.38	\$398.70
12	x	12	\$5,885	\$272.45	\$217.96
12	x	16	\$7,230	\$334.72	\$267.78
12	x	20	\$8,485	\$392.82	\$314.26
12	x	24	\$9,675	\$447.92	\$358.33
12	x	28	\$11,100	\$513.89	\$411.11
12	x	30	\$11,895	\$550.69	\$440.56
12	x	32	\$12,700	\$587.96	\$470.37
12	x	36	\$14,280	\$661.11	\$528.89
12	x	40	\$15,855	\$734.03	\$587.22
14	x	16	\$8,800	\$407.41	\$325.93

GARAGE

W	x	L	Price	36 MO	60 MO
12	x	20	\$9,985	\$462.27	\$369.81
12	x	24	\$11,175	\$517.36	\$413.89
12	x	30	\$13,395	\$620.14	\$496.11
12	x	32	\$14,200	\$657.41	\$525.93
12	x	36	\$15,780	\$730.56	\$584.44
12	x	40	\$17,355	\$803.47	\$642.78
14	x	20	\$12,130	\$561.57	\$449.26
14	x	24	\$13,965	\$646.53	\$517.22
14	x	30	\$16,790	\$777.31	\$621.85
14	x	32	\$17,640	\$816.67	\$653.33
14	x	36	\$19,475	\$901.62	\$721.30
14	x	40	\$21,300	\$986.11	\$788.89
14	x	44	\$23,290	\$1,078.24	\$862.59
14	x	48	\$25,275	\$1,170.14	\$936.11
16	x	20	\$13,445	\$622.45	\$497.96
16	x	24	\$15,545	\$719.68	\$575.74
16	x	28	\$17,640	\$816.67	\$653.33
16	x	32	\$19,735	\$913.66	\$730.93
16	x	36	\$21,825	\$1,010.42	\$808.33
16	x	40	\$23,930	\$1,107.87	\$886.30

W	x	L	Price	36 MO	60 MO
14	x	20	\$10,630	\$492.13	\$393.70
14	x	24	\$12,465	\$577.08	\$461.67
14	x	28	\$14,310	\$662.50	\$530.00
14	x	30	\$15,290	\$707.87	\$566.30
14	x	32	\$16,140	\$747.22	\$597.78
14	x	36	\$17,975	\$832.18	\$665.74
14	x	40	\$19,800	\$916.67	\$733.33
14	x	44	\$21,790	\$1,008.80	\$807.04
14	x	50	\$24,760	\$1,146.30	\$917.04
16	x	16	\$9,840	\$455.56	\$364.44
16	x	20	\$11,945	\$553.01	\$442.41
16	x	24	\$14,045	\$650.23	\$520.19
16	x	28	\$16,140	\$747.22	\$597.78
16	x	30	\$17,195	\$796.06	\$636.85
16	x	32	\$18,235	\$844.21	\$675.37
16	x	36	\$20,325	\$940.97	\$752.78
16	x	40	\$22,430	\$1,038.43	\$830.74
16	x	44	\$24,665	\$1,141.90	\$913.52
16	x	50	\$28,020	\$1,297.22	\$1,037.78

UTILITY

W	x	L	Price	36 MO	60 MO
8	x	12	\$4,075	\$188.66	\$150.93
8	x	16	\$5,335	\$246.99	\$197.59
8	x	20	\$6,625	\$306.71	\$245.37
10	x	12	\$5,155	\$238.66	\$190.93
10	x	16	\$5,870	\$271.76	\$217.41
10	x	20	\$7,250	\$335.65	\$268.52
10	x	24	\$8,705	\$403.01	\$322.41
10	x	30	\$10,765	\$498.38	\$398.70
12	x	12	\$5,885	\$272.45	\$217.96
12	x	16	\$7,230	\$334.72	\$267.78
12	x	20	\$8,485	\$392.82	\$314.26
12	x	24	\$9,675	\$447.92	\$358.33
12	x	28	\$11,100	\$513.89	\$411.11
12	x	30	\$11,895	\$550.69	\$440.56
12	x	32	\$12,700	\$587.96	\$470.37
12	x	36	\$14,280	\$661.11	\$528.89
12	x	40	\$15,855	\$734.03	\$587.22
14	x	16	\$8,800	\$407.41	\$325.93
14	x	20	\$10,630	\$492.13	\$393.70
14	x	24	\$12,465	\$577.08	\$461.67
14	x	28	\$14,310	\$662.50	\$530.00
14	x	30	\$15,290	\$707.87	\$566.30
14	x	32	\$16,140	\$747.22	\$597.78
14	x	36	\$17,975	\$832.18	\$665.74
14	x	40	\$19,800	\$916.67	\$733.33
14	x	44	\$21,790	\$1,008.80	\$807.04
14	x	50	\$24,760	\$1,146.30	\$917.04
16	x	16	\$9,840	\$455.56	\$364.44
16	x	20	\$11,945	\$553.01	\$442.41
16	x	24	\$14,045	\$650.23	\$520.19
16	x	28	\$16,140	\$747.22	\$597.78
16	x	30	\$17,195	\$796.06	\$636.85
16	x	32	\$18,235	\$844.21	\$675.37
16	x	36	\$20,325	\$940.97	\$752.78
16	x	40	\$22,430	\$1,038.43	\$830.74
16	x	44	\$24,665	\$1,141.90	\$913.52
16	x	50	\$28,020	\$1,297.22	\$1,037.78

ALL INFO SUBJECT TO CHANGE WITHOUT NOTICE. DERKSEN BUILDINGS RESERVES THE RIGHT TO CORRECT FOR TYPOS OR CHANGES. NOT ALL OPTIONS OR PRODUCTS AVAILABLE IN ALL AREAS.

